

HW4961-29.48D-HP

29.5dBi Dual Polarized Antenna

Technical Sheet



Specifications

General Specifications

Model Number	HW4961-29.48D-HP
Input	N Female
Polarization	Dual
Diameter (ft/m)	2/0.6
Color	Optional

Electrical Specifications

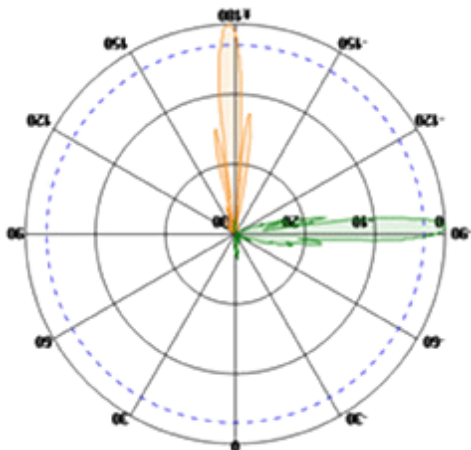
Frequency Range (MHz)	5150-5850
VSWR	1.4 :1
Impedance (Ω)	50
Gain (dBi)	29.5
3dB Beam Width	H-plane: 5° / E-plane: 5°
F/B Ratio (dB)	40

Mechanical Specifications

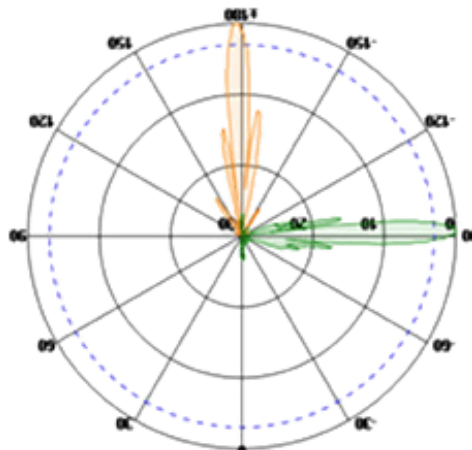
Weight With Holder (kg)	5.5
screws and nuts	Steel
Wind Loading (km/h)	200
Operating Temperature	-40 °C to 60 °C
Supportable Comparative Damp	90%
Fine Azimuth Adjustment	$\pm 15^\circ$

HW4961-29.48D-HP

Patterns

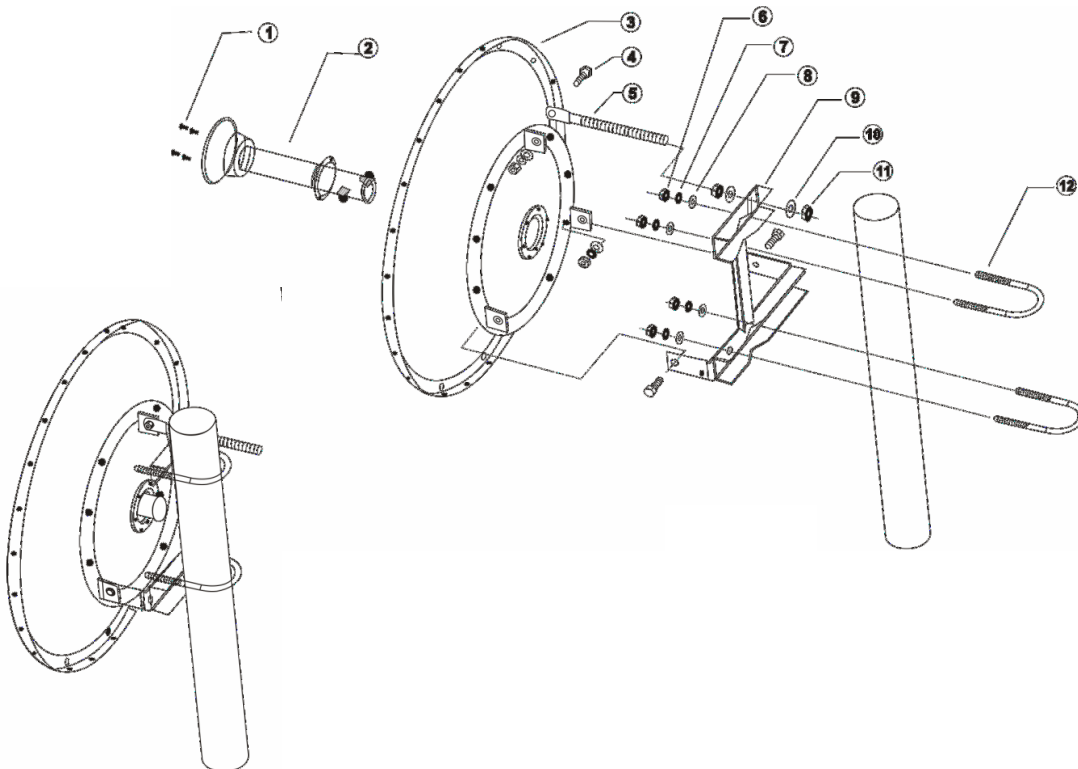








Vertical



Horizontal

Install Sketch



Mechanical Parts	
	
Parabolic Reflector (Q = 1)	Antenna Dual Polarized Feeder (Q=1)
	
U-Bolt (Q=2)	Elevation Tuner (Q=1)
	
Holder Bolts (Q=3)	
Holder Bolts Washer (Q=3)	
Holder Bolts lock Washer (Q=3)	
Holder Nuts (Q=3)	
Elevation Tuner Nuts (Q=2)	
Elevation Tuner Spacer (Q=2)	Antenna Holder (Q=1)